



**spiire**

GREENING AN URBAN JUNGLE

ALEXANDRA BROWN

# CONTEXT

“People need green open places to go to... need for parks to nourish themselves... walk, run, play...”

How important is the role of urban green space on human well-being?



How do green spaces and water make you feel?

How do we design an urban environment that is more sensitive to water?









# URBAN SPRAWL

- ▶ Melbourne's growth – population and land
- ▶ Industrial footprint
- ▶ Where is the green?



# GREENING AN URBAN JUNGLE




Photo: Andreas Mass, Taiwan

Asset  
Functionality  
and Value


Urban  
Cooling

Industrial  
Workplace

Land Use  
Opportunity



## ASSET FUNCTIONALITY AND VALUE



First Creek Wetland, Adelaide Botanical Gardens

- ▶ WSUD and IWM priorities are shifting, more focus on liveability
- ▶ Greater value on a stormwater asset than mere Clause 56 compliance
- ▶ The Victorian Water Plan emphasises importance of liveability value
- ▶ Industrial precincts reconsidered to provide urban greening, community, educational, recreational outcomes

## CASE STUDY SITE: MELBOURNE AIRPORT





## URBAN COOLING

- ▶ Concrete jungle stifling the air, obstructing biodiversity corridors and altering hydrological regimes
- ▶ Increasing greening and optimising water uses minimises stress on the downstream waterways
- ▶ Examples: green pocket parks, median strips, green roofs, green walls – in combination with end of line WSUD assets
- ▶ Water corporations and local government looking for opportunities to promote urban cooling



Ford Motor Company's River Rouge Truck Plant, *Xero Flor 2007*




Victorian Desalination Plant, *ASPECT Studios*

## CASE STUDY SITE: LAVERTON CREEK WETLAND







*"vegetation on our land can also provide other social values such as urban cooling for heat stressed environments, and the wellbeing effects of giving people a connection to nature."*

Melbourne Water website

## INDUSTRIAL WORKPLACE



- ▶ Proximity to public green space has a direct correlation with wellbeing
- ▶ Time at work vs time at home
- ▶ Thousands of employees work in these precincts
- ▶ Office plants can boost productivity by 15%. What impact does having a park across the road have?
- ▶ Bench to sit, community meeting point, general amenity, recreation



## CASE STUDY SITE: IMMS DRAIN WETLAND





# LAND USE OPPORTUNITIES



Polder Cup, Netherlands, *Maiden Lopez 2010*



Cromwell Park, Shoreline, Washington, *American Society of Landscape Architects'*



## EXAMPLE ENCUMBERED PARKS



Historic Fourth Ward Park, Atlanta, *HDR*



Railroad Park, Birmingham, Alabama, *Tom Leader Studio*

## WHERE TO FROM HERE?



Should the success of a stormwater asset be measured in nitrogen removal?



Can we readdress our requirements for encumbered space?



Why don't we create environments where people can thrive?



Can we justify spending money to add value to industrial estates?